

85,370

Total Units in Portfolio

chfa rental housing

January 1 to December 31, 2024

Who We Serve



1,085
Total Developments
in Portfolio

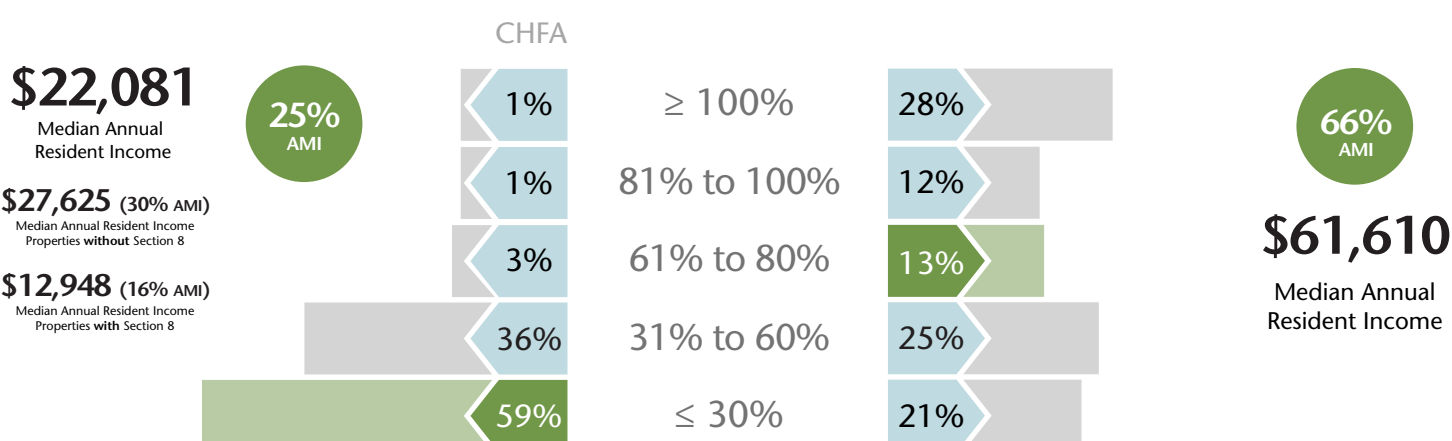


\$22,081 (25% AMI)
Median Annual
Resident Income

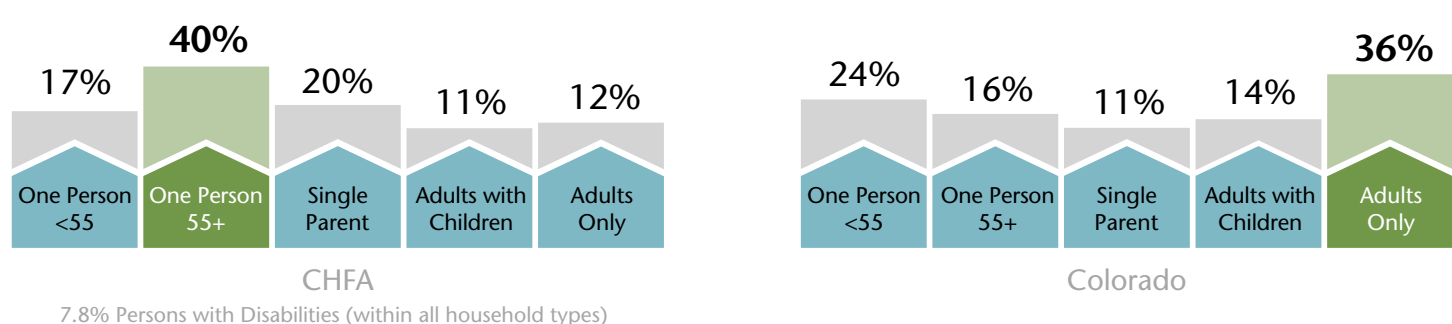


49%
Older Adult
Residents

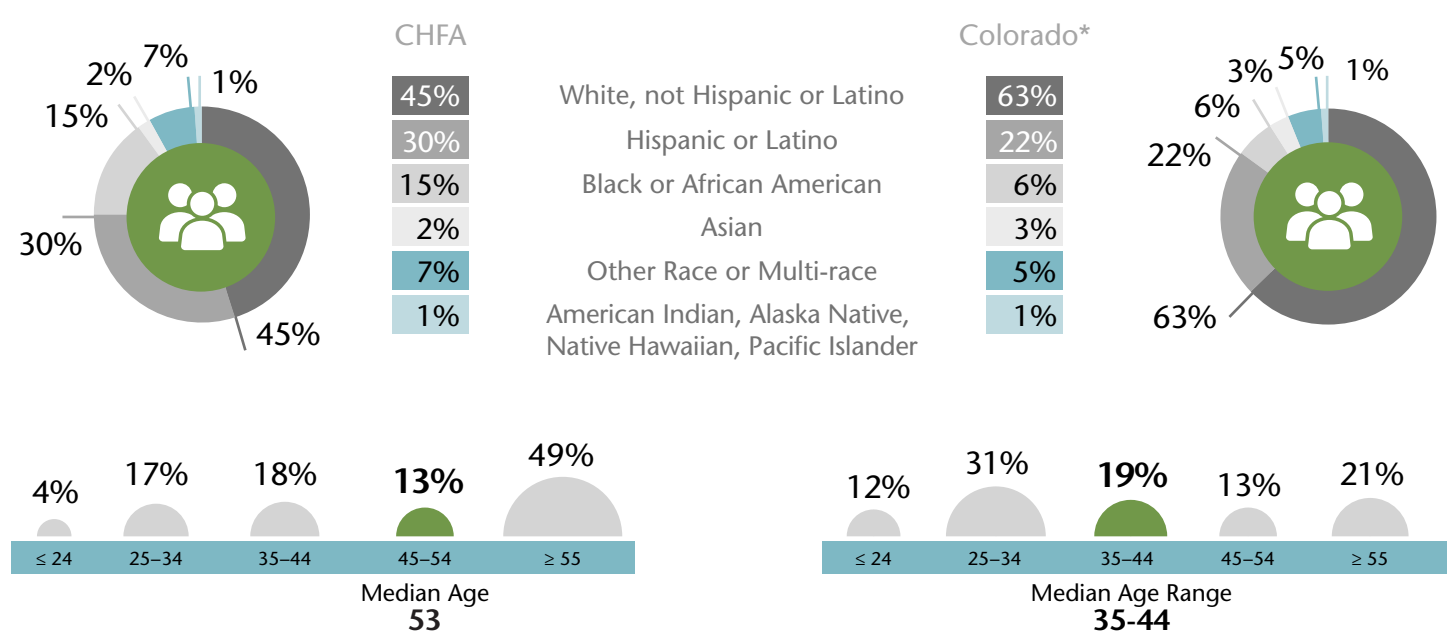
Area Median Income (AMI)



Household Type



Race, Ethnicity, and Age

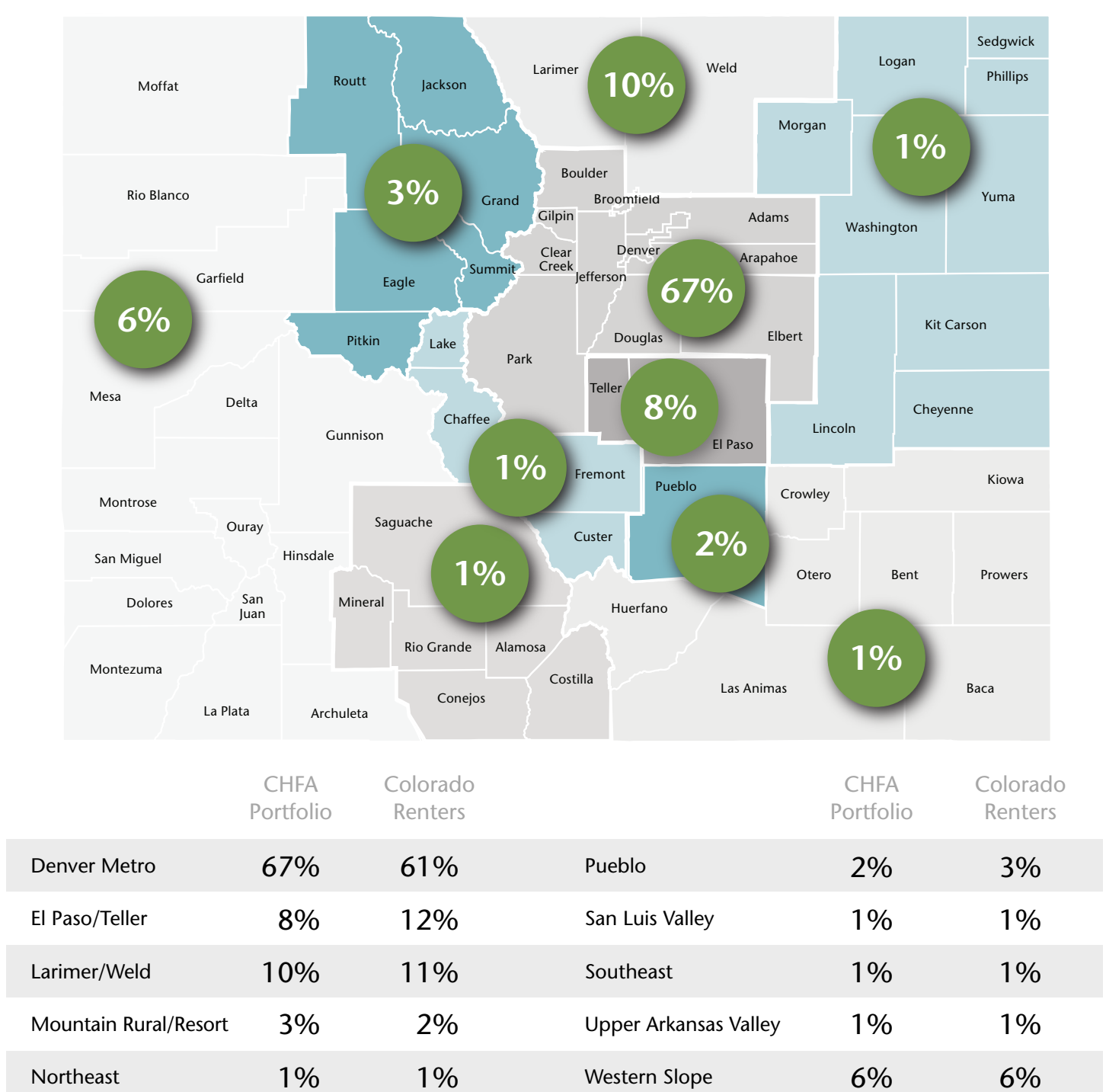


chfa production and portfolio

Production by Loan Type

Type	Amount	Number of Units	Number of Developments	Total Cost of Developments	All Tax Credit	Multifamily Lending
All Tax Credit	\$85.5M	2,792	29	\$1.2B	2%	Supportive Housing 14%
Lending	\$484.6M	2,940	31	-	18%	Older Adult 9%
					80%	Individual/Family 76%
					1%	Special Population 0%
					19%	Preservation 10%
					81%	New Construction 90%
					10%	Rural 15%

Portfolio by Region



*Percent of two-person household statewide AMI. **Percentages may add up to over 100 percent because of overlap between race and ethnicity categories. ***Percentages for each section may not total to exactly 100 percent due to rounding. Colorado data computed using American Community Survey 2019-2023 data.

Demographics data accessed February 2025.

800.877.chfa (2432) 800.659.2656 tdd www.chfainfo.com

With respect to its programs, services, activities, and employment practices, Colorado Housing and Finance Authority prohibits unlawful discrimination against applicants or employees on the basis of age 40 years and over, race, sex, sexual orientation, gender identity, gender expression, color, religion, national origin, disability, military status, genetic information, marital status or any other status protected by applicable federal, state or local laws. Requests for reasonable accommodation, the provision of auxiliary aids, or any complaints alleging violation of this nondiscrimination policy should be directed to the Nondiscrimination Coordinator, 1.800.877.2432, TDD/TTY 800.659.2656, CHFA, 1981 Blake Street, Denver, Colorado 80202-1272, available weekdays 8:00am to 5:00pm.

