

# 534

Businesses Supported

# chfa business lending

January 1 to December 31, 2023

## Who We Serve



**3,039**  
Total Jobs Supported



**\$200,111**  
Total Average Loan Size



**607**  
Total Number of Loans



**1,188**  
New Jobs Created

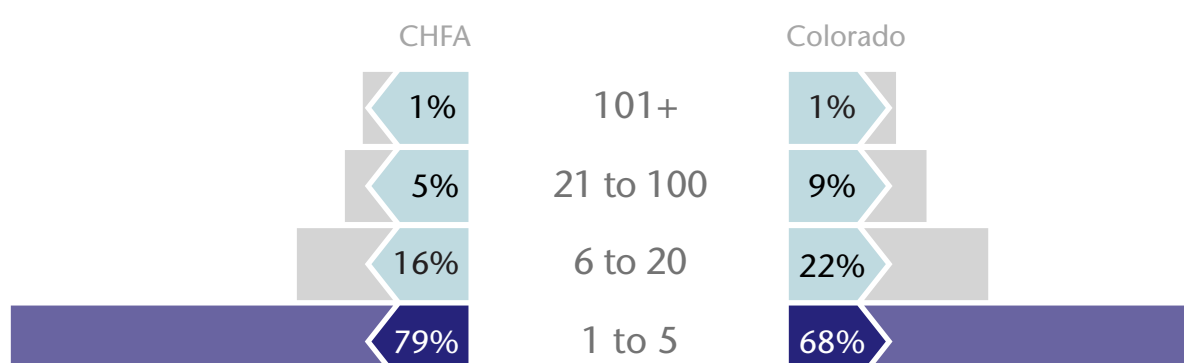


**75%**  
Top Finance Purpose: Working Capital



**40%**  
Women-owned

## Business Size by Number of Employees



**534**

Businesses Supported

**3,039**

Total Jobs Supported

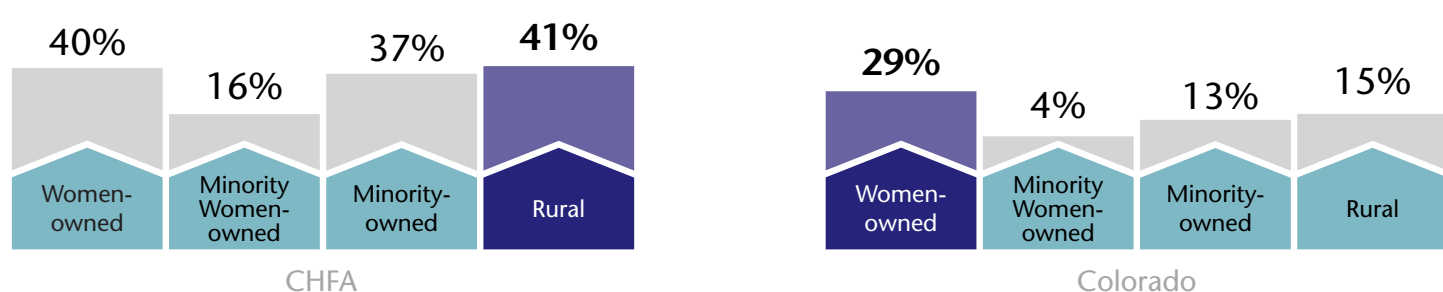
**250,754**

Total Colorado Businesses

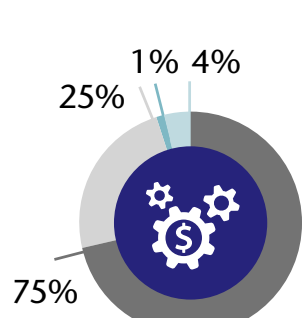
**2,409,901**

Total Colorado Jobs

## Business Type



## Finance Purpose and Businesses Served by Industry



**75%** Working Capital  
**25%** Equipment  
**1%** Refinance  
**4%** Real Estate/Construction/Rehab/Land Dev/Environment

### Businesses Served by Industry

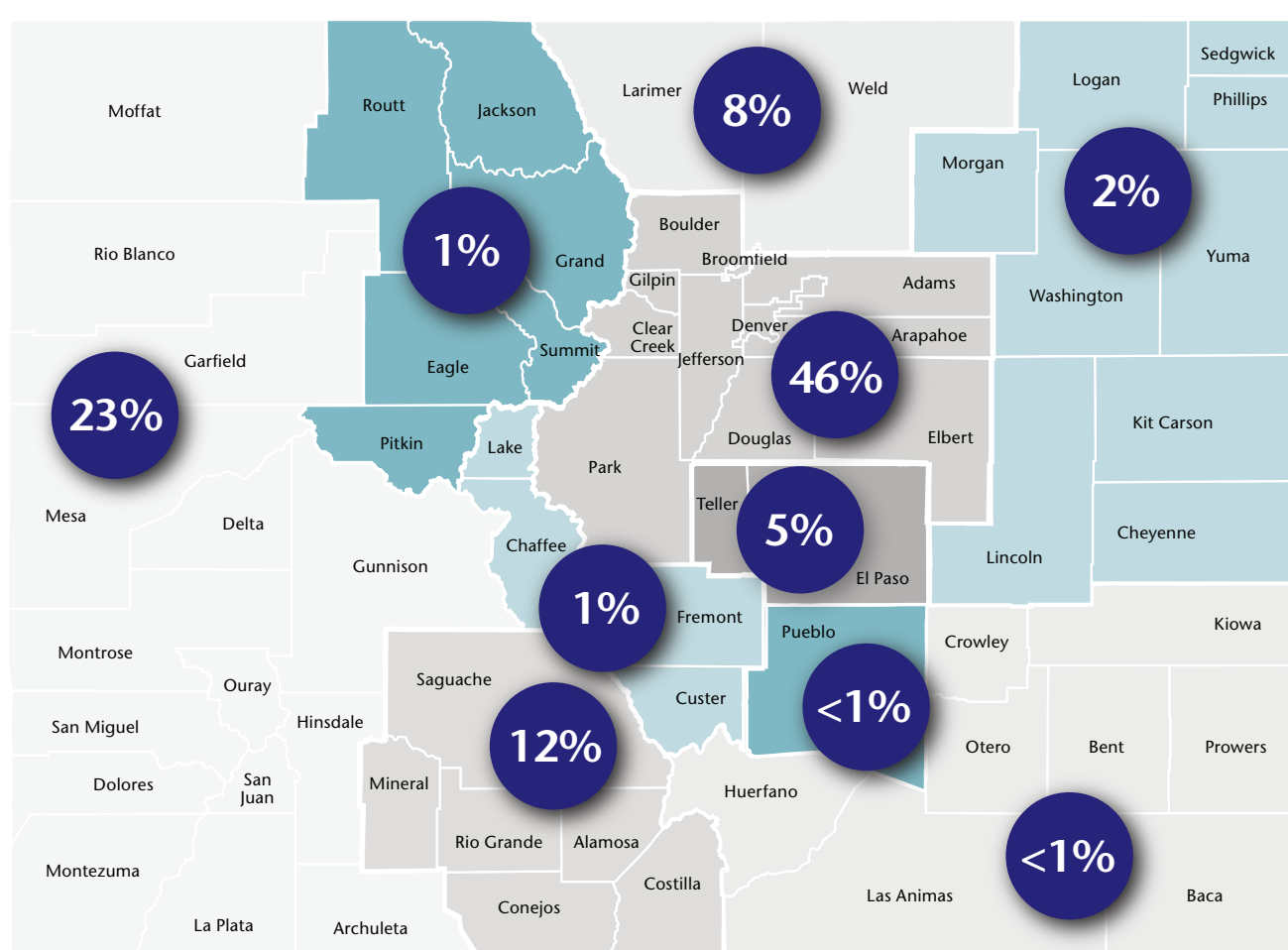
Transportation and Warehousing	14%	Professional, Scientific, and Technical Services	8%
Accommodation and Food Service	13%	Manufacturing	7%
Other Services	11%	Health Care and Social Assistance	5%
Retail Trade	10%	Agriculture, Forestry, Fishing, and Hunting	5%
Construction	9%	Arts, Entertainment, and Recreation	5%

## chfa production

### Production by Loan Type

Loan Type	Average Loan Size	Number of Loans	Loan Type	Average Loan Size	Number of Loans
Cash Collateral Support (CCS)	\$580,976	21	Historic, Rural, and Brownfields Funds	\$1,071,732	3
Cash Collateral Support Plus (CCS+)	\$608,163	2	Community Investment Fund (CIF, CGR CIF)	\$874,805	22
Colorado Credit Reserve (CCR)	\$45,673	526	New Markets Tax Credit (NMTC)	\$6,426,250	6
Colorado Fresh Food Financing Fund (CO4F)	\$366,667	3	Manufacturing Revenue Bond	\$10,000,000	2

### Production by Region



Region	CHFA Production (%)	Colorado Businesses (%)	Region	CHFA Production (%)	Colorado Businesses (%)
Denver Metro	46%	61%	Pueblo	<1%	2%
El Paso/Teller	5%	11%	San Luis Valley	12%	1%
Larimer/Weld	8%	10%	Southeast	<1%	1%
Mountain Rural/Resort	1%	5%	Upper Arkansas Valley	1%	1%
Northeast	2%	1%	Western Slope	23%	8%

\*Percentages for each section may not total to exactly 100 percent due to rounding. Colorado data computed using the Bureau of Labor Statistics Occupation and Wage Statistics State Profile and Quarterly Census of Employment and Wages.

Demographics data accessed February 2024.

800.877.chfa (2432)

800.659.2656 tdd

www.chfa.info.com

With respect to its programs, services, activities, and employment practices, Colorado Housing and Finance Authority prohibits unlawful discrimination against applicants or employees on the basis of age 40 years and over, race, sex, sexual orientation, gender identity, gender expression, color, religion, national origin, disability, military status, genetic information, marital status or any other status protected by applicable federal, state or local law. Requests for reasonable accommodation, the provision of auxiliary aids, or any complaints alleging violation of this nondiscrimination policy should be directed to the Nondiscrimination Coordinator, 1.800.877.2432, TDD/TTY 800.659.2656, CHFA, 1981 Blake Street, Denver, Colorado 80202-1272, available weekdays 8:00am to 5:00pm.

